

HBI HIGH BAY LIGHT
White

90 degree high transmittance pc lens.
Lumileds medium power LEDs, 70,000 hours rated life.
140 lm/W, high efficacy. 100W, 150W, 230W, and 280W models.



* The NSF certification is only for the light. It DOES NOT include the sensor.

Occupancy Microwave Sensor—Model: MSC

Programmable occupancy and photocell sensor options to create a smart lighting system.

LED Heat Sink Design
Enables the highest ambient working temperature up to 122 °F, among the highest in the industry.

Quick Wiring
Junction box for quick wiring.

Can Be Mounted Indoors Or Outdoors
2 Mounting options: Hook, Yoke.

Sensor Coverage Area
Warehouse Lighting—Ceiling Mount

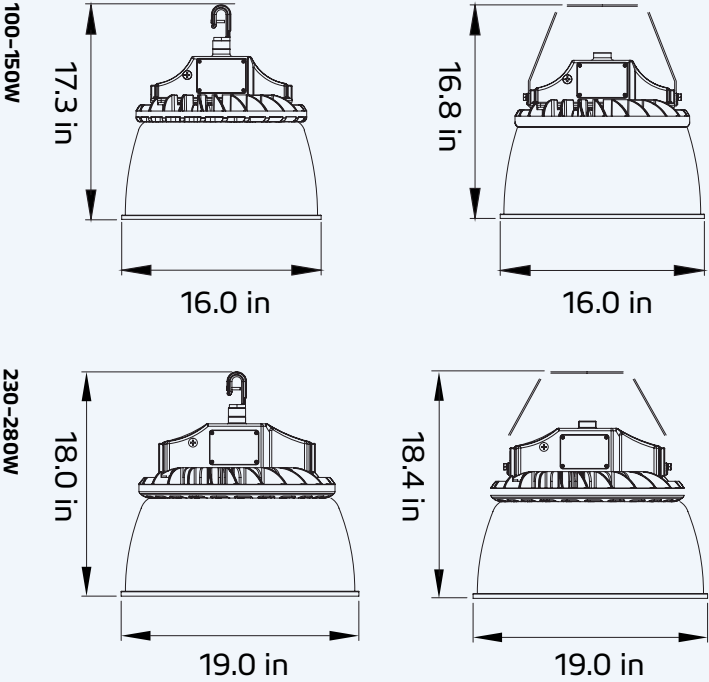


REFLECTOR OPTIONS

PC Cover + A PC Bottom Cover	PC Cover + Y PC Bottom Cover
Aluminum Cover 100-150W(16 inch) 230-280W(19 inch)	PC Lens

*The black version HBI high bay LED light has all same features as the white one.

DIMENSIONS



HBI HIGH BAY LIGHT
100W~280W DLC PREMIUM



PRODUCT NUMBER BUILDER

Example:STLHBI1004YK BK
SOLTECH High Bay HBI 100 watt, 4000K, Yoke installation, with a black finish.

SERIES	WATT (W -8%~+5%)	COLOR TEMP (X)	MOUNTING OPTIONS (YY)	FINISH (ZZ)	VOLTAGE (V) (Blank)	OPTIC TYPE (Blank)	DIMMING (Blank)
STLHBI	100	4=4000K	YK=YOKE	BK=BLACK	100-277	90°	0-10V/PWM/VR
	150	5=5000K	HK=HOOK	WH=WHITE			
	230						
	280						

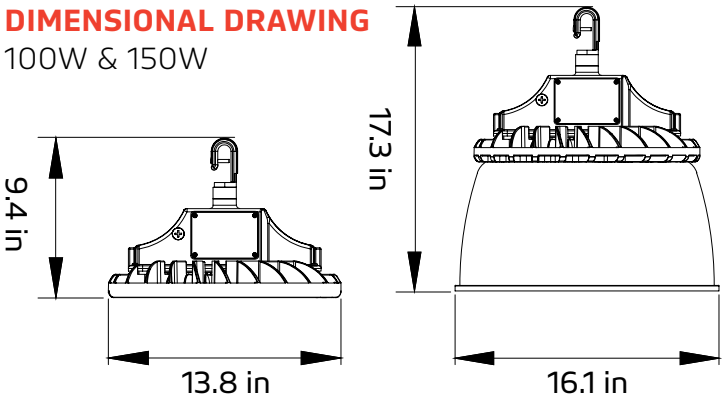
TECHNICAL SPECIFICATIONS

HOUSING	ADC12 aluminum heat sink, Outdoor powder coating.
VOLTAGE	100-277V, 60Hz AC
LED	LumiLEDs
EFFICACY	140LM/W
LUMENS@5000K	14,325-40,040 lumens
POWER FACTOR	≥0.9
BEAM ANGLE	90°
THD	<20%
OPERATING TEMP	-40°F-122°F
ALUMINUM LED BOARD	High conductive, Waterproof, Aging resistance, Salt mist resistance, Long-life.
CONTROLS / DIMMING	0-10V Dimming
CCT	4000K and 5000K
CRI	>80
RATED LIFE	70,000 hours

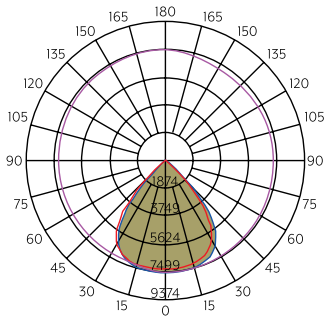
PRODUCT PARAMETER

MODEL	DIMENSION (in)	VOLTAGE (V)	WATT (W -8%~+5%)	LUMENS @ 5000K(Lm)	EFFICACY (Lm/w)	OPTIC TYPE	DIMMING
STLHBI100XYZZ	13.8X9.4 in	100~277	100	14,325	143	90°	0-10V/PWM/VR
STLHBI150XYZZ	13.8X9.4 in	100~277	150	22,326	149	90°	0-10V/PWM/VR
STLHBI230XYZZ	15.7X10.1 in	100~277	230	34,154	148	90°	0-10V/PWM/VR
STLHBI280XYZZ	15.7X10.1 in	100~277	280	40,040	143	90°	0-10V/PWM/VR

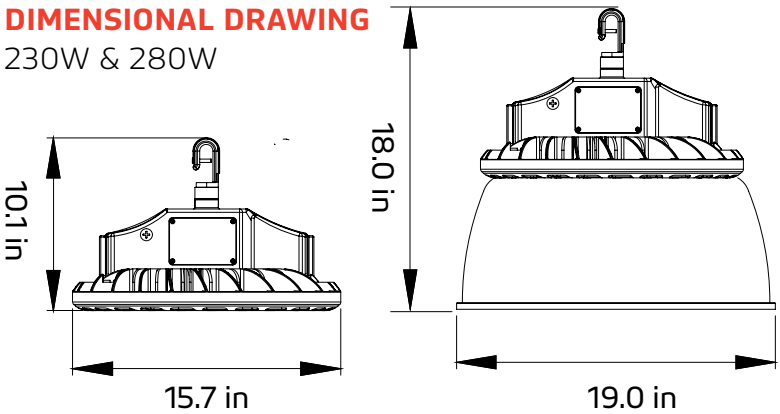
DIMENSIONAL DRAWING
100W & 150W



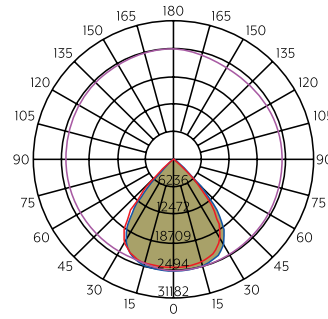
PHOTOMETRY



DIMENSIONAL DRAWING
230W & 280W



PHOTOMETRY



HBI PARTS LIST

ILLUSTRATION	HOOK INSTALLATION	YOKE INSTALLATION
A. HOUSING 	A+B+D+F 	A+C+D+F
B. HOOK/RING 	A+B+F+G 	A+C+F+G
C. YOKE (100W-150W and 200W-230W) 		
D. TYPE A PC BOTTOM COVER (16" and 19") 	A+B+F 	A+C+F
E. ALUMINUM REFLECTOR (16" and 19") 		
F. PC REFLECTOR (16" and 19") 	A+B+E 	A+C+E
G. TYPE Y PC BOTTOM COVER (16" and 19") 	A+B 	A+C
*16" PC is suitable for 100-150W		
*19" PC is suitable for 230-280W		