

MORAGA

Solar Post Top Light

No matter if it's for sidewalks, pathways, or landscape lighting applications, SOLTECH has you covered with our large variety of advanced solar LED walkway light fixtures. Perfect for lighting up outdoor sidewalks, paths, and trails, we introduce MORAGA: the most advanced solar post top LED light fixture. With its contemporary styled, aesthetic design, MORAGA solar light efficiently illuminates outdoor spaces like recreational living areas, gardens, and pathways. This solar light fixture has an integrated 360-degree glare-free, beam-styled lighting. Powered solely on renewable solar energy, MORAGA is a stand-alone, off-grid, functioning pathway light with zero operational costs. Designed with an elegant form, it is ideal for comfortable living areas and hospitality applications. Additional applications include perimeter, backyard and front yard, residential streets, pedestrian paths, outdoor walkways, and more.



For more information, please visit our website:
www.soltechlighting.com

APPLICATIONS

18W MORAGA Post Top Solar Light

With its contemporary styled, aesthetic design, MORAGA solar light efficiently illuminates outdoor spaces like recreational living areas, gardens, and pathways.



Concord Mobile Home Park
Concord CA, USA
Mobile Home Park Lighting Project



Park Pathway Light



Residential Backyard Light



Community Pathway Light

FEATURES

18W MORAGA Post Top Solar Light



Efficiently Collects Solar Energy

- An efficient mono solar panel is equipped to generate electricity power continuously and keep the system working stably during daylight.
- 150lm/Watts high luminous efficiency. Color temperature is adjustable between 3000K and 4000K; brightness is adjustable between 20%~100%.
- Bonus feature: Slanted solar panel provides additional solar energy harvesting and reduces dust collection on the surface.



MPPT Charger+Sensor

- Equipped with a sensitive microwave sensor; contains a motion detection mode that is available on the remote control. MPPT charge controllers are adopted to save more energy, ensuring 30% more power generated than PWM controllers' counterparts.



Multifunctional & Flexible

- Suitable for pole diameter 2 3/8" to 3".
- Professionally designed structure ensures that all water will empty out from built-in drainage holes. Even if rainwater enters the interior of the lamp body, it will not affect the fixture's performance and normal operation.
- Ideal for both residential and commercial use.



Durable & Dirt Resistant

- The aluminum body received sophisticated surface treatment, preventing possibilities of rust or oxidation over time.
- Specially customized 304 stainless steel anti-theft screws are easy to install, provide strong linkage, no rust.
- Tough and transparent polycarbonate cover protects the milky optics and LEDs from any damage and keeps insects from entering.



Cost Saving

- All solar fixtures avoid trenching, wiring, and the need for on-grid electricity, cutting down maintenance and installation costs.
- Built-in lithium battery has up to 2000 cycles; ensuring up to 5 years of independent system operation without any maintenance.



User-Friendly

- Remote control has a longer control distance and 360-degree signal transmission. Wide range of modes on the remote control, including functions for setting the light power, color temperature, and working hours.
- Remote control provides programmable lighting duration: options are 6 hours, 8 hours, or 12 hours. Color temperature can be adjusted between warm white and cool white to ensure the perfect lighting atmosphere. All operations can be executed via the provided remote control.


MORAGA 18W



DIMENSIONAL DRAWINGS

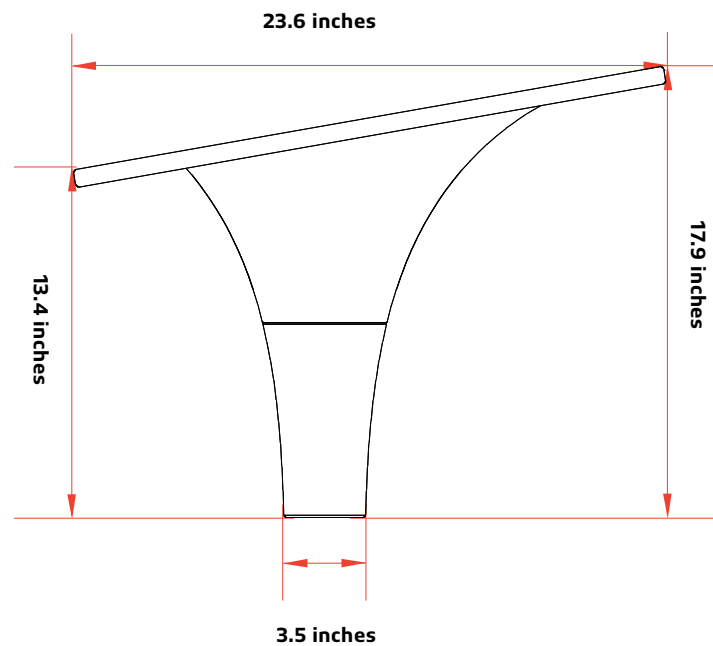
MORAGA 18W

Round Non-Tapered Steel Pole—10Ft



SWJRS4001110-BK-3-BC					
CATALOG LOGIC	CODE	EXPLANATION			
SERIES:	RS	Round Non-Tapered Steel Poles			
BASE DIAMETER:	400	4.0" Base Bottom Diameter			
GAUGE:	11	11 Gauge Thickness			
NOMINAL HEIGHT:	10	10 Feet Tall			
FINISH:	BK	Black Finish Colors			
MOUNTING DESIGNATION:	3	2 7/8" OD Tenon			
OPTIONS:	BC	Base Cover			
HEIGHT (FT.)	POLE SHAFT (IN.)X(FT.)	GAUGE	HANDHOLE SIZE (IN.)X(IN.)	ANCHOR BOLT (IN.)X(IN.)X(IN.)	BOLT CIRCLE (IN.)
10	4.0 X 10.0	11	2 X 4	0.75 X 17 X 3	8
EPA	80 MPH (FT. ²)	90 MPH (FT. ²)	100 MPH (FT. ²)	WEIGHT	SHIP WT. (LBS.)
	31	24	19		78

Light Head



SPECIFICATIONS & PERFORMANCE

18W MORAGA Post Top Solar Light

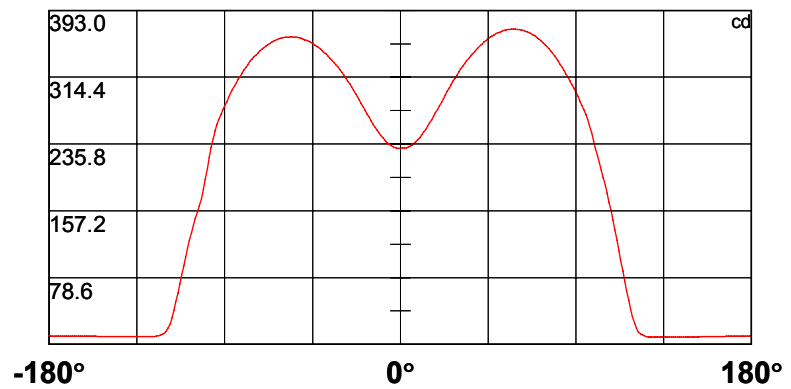
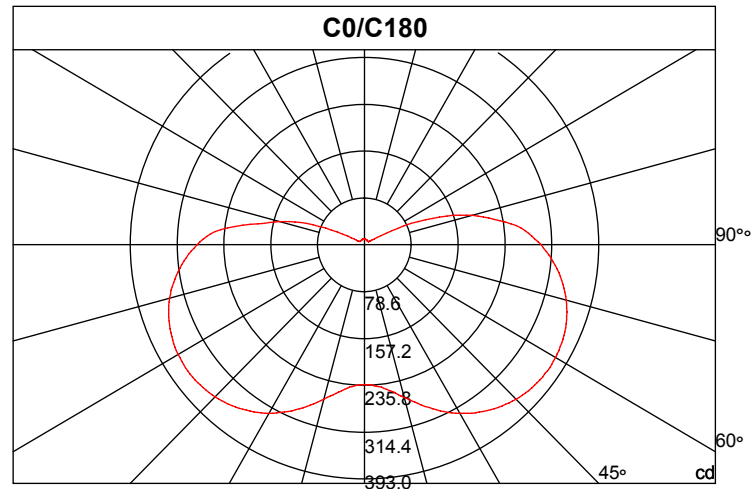
MORAGA combines the latest technology of lithium batteries, efficient solar panels, and a smart control system to cultivate the ultimate design and experience for users. The high efficiency 42W solar panel and MPPT solar charge controllers are adopted to ensure sufficient electrical power could be generated every day to ensure stable luminaire work without blackout year-round.

SPECIFICATIONS	MORAGA 18W
LED NOMINAL POWER	18W
SOLAR PANEL	Mono-Crystalline 18V 42W
LIFEPO ₄ BATTERY	154WH 12.8V
CCT	Dual Color 3,000K + 4,000K
LUMEN OUTPUT	2,800LM
IP RATING	IP65
CRI	CRI > 80
CASTING	Aluminum Die Casting + Polycarbonate
EFFICIENCY	155 LM/W
PRODUCT SIZE	23.6 X 23.6 X 17.9 Inches
* CHARGING TIME	7.5hrs@(1,000W/m ²)
RUN TIME (@FULL POWER)	12-14 Hours
OPERATION MODE	7 Operating Modes
* OPERATING TEMPERATURE	-30°C/-20°F to 158°F
* CHARGING TEMPERATURE	-30°C/-20°F to 158°F

* The temperature can impact the battery's charging and normal operation. If your site's temperature is under 32°F, we advise you to use the SUNLIKE PRO model to achieve better lighting results.
 * The solar charge time data is based on 77 degree F ambient temperature with the panel pointed directly at the solar radiation. The standard radiation value is 1000W/m².

PHOTOMETRY

MORAGA 18W



PRODUCT NUMBER BUILDER

Example: **STL-MOR183PTBK**

This example product number is for MORAGA 18 watt, Dual-color 3000K/4000K CCT, Post Top Installation, with a black finish.

SERIES	WATTAGE	COLOR TEMPERATURE	MOUNTING OPTIONS	FINISH
STL-MOR =MORAGA	18=18W 2,800 Lumens	3=Dual-color 3,000K/4,000K	PT=POST TOP	BK=BLACK

- - - -

Sample Number: STL-MOR183YYZZ

Please **DO NOT** send the generic sample number directly to our salesperson. Use the information in the chart, above, to create a model number with the correct series, wattage, CCT, mounting options, and finish for the product options that you want.

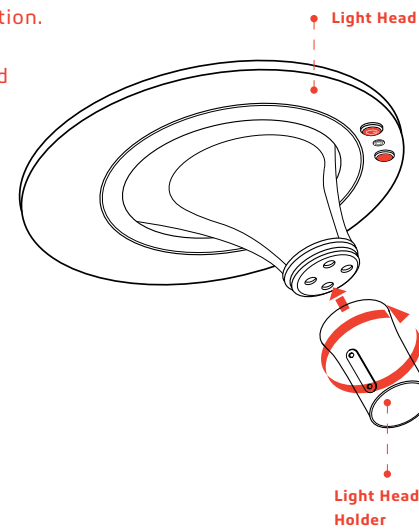
INSTALLATION PROCESS

Specially customized 304 stainless steel anti-theft screws are easy to install, provide strong linkage, no rust.

INSTALLATION—POLE MOUNT

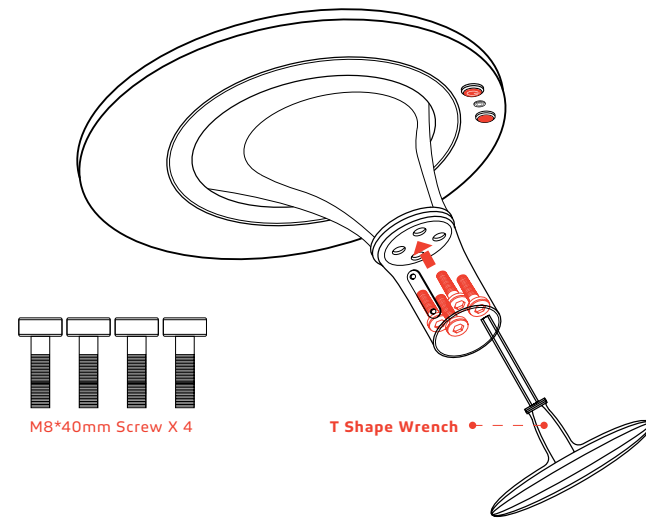
01

Connect the light head holder with the light head, and rotate the holder to the right position. There should be NO gap between the light head and the holder.



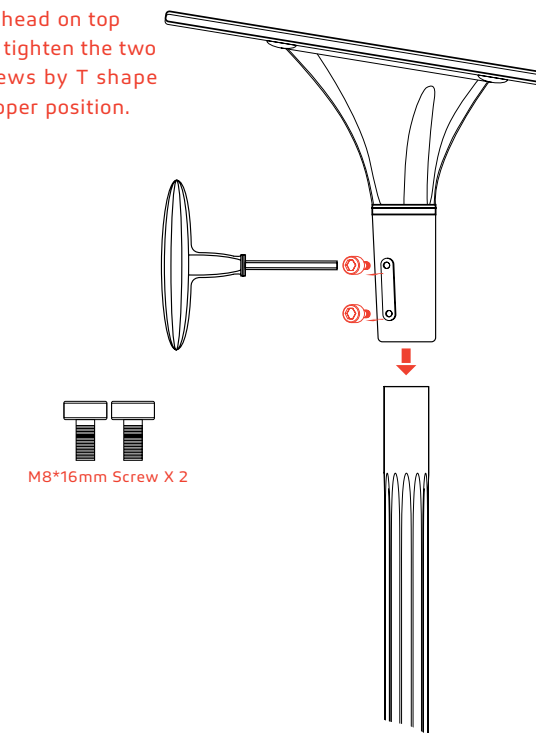
02

Tilt the light head, place the screw on the T shape wrench. Install the 4pcs of M8*40mm screws inside of the light holder, and tighten them.



03

Place the light head on top of the pole and tighten the two M8*16mm screws by T shape wrench into proper position.



04

Press the **ON/OFF Button** on the light head to turn the light on. Then use remote control to set the lighting mode.

